







EAST DULWICH COVID RESPONSE MEASURES QUICK WINS

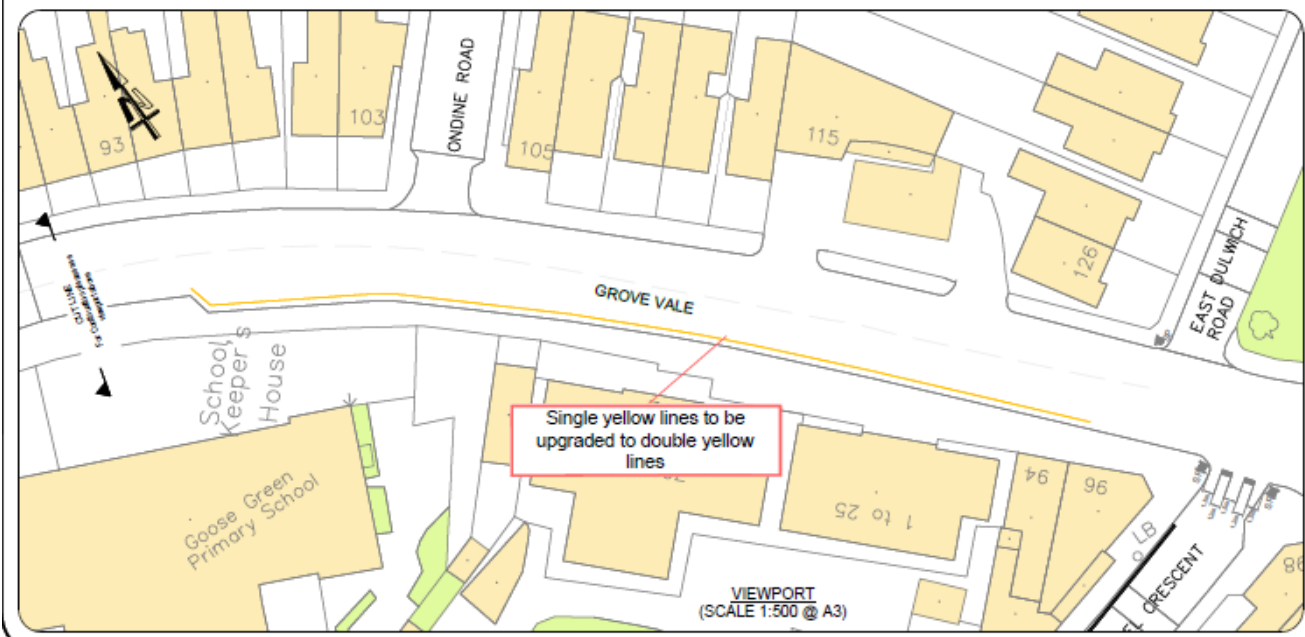
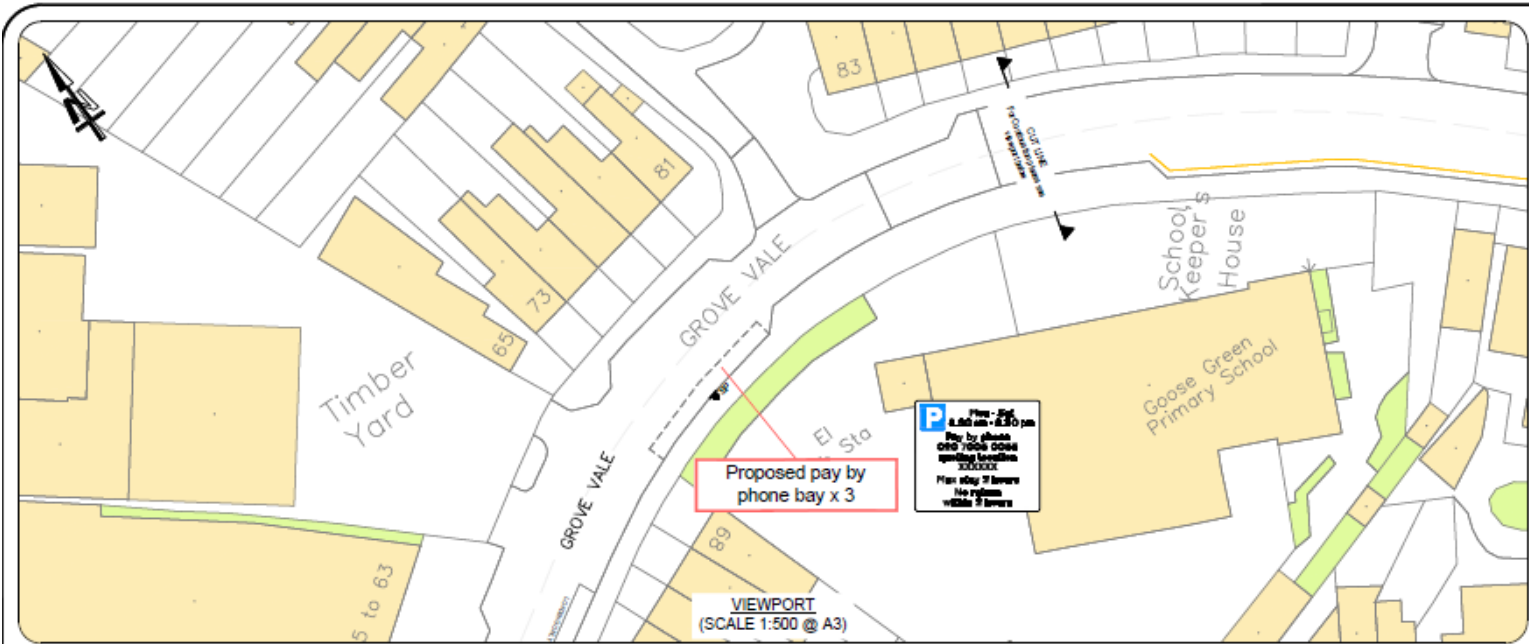
GROVE VALE

KEY

-  Proposed sign post
-  Existing sign post
-  Proposed parking bay
-  Proposed double yellow markings
-  Existing road marking removed
-  Existing road marking to be retained

NOTES

1. All proposed signs to be mounted at least 2.1m high
2. Where signs and posts are installed a minimum of 450mm clearance from the road side kerb face is to be maintained
3. Refer to Cycle Hoop drawings where required



SIGN SCHEDULE



Mon - Sat
8,30 am - 6,30 pm
Pay by phone
020 7005 0055
quoting location
XXXXXX
Max stay 2 hours
No return
within 2 hours

x1

Scheme Ref.	ED CP2	
Sign Ref.	PBP_Gro	x-height 20.0
Letter colour	BLACK	SIGN FACE
Background	WHITE	Width 500mm
Border	BLACK	Height 445mm
Material	Class RA2 (12899-1:2007)	Area 0.22m ²